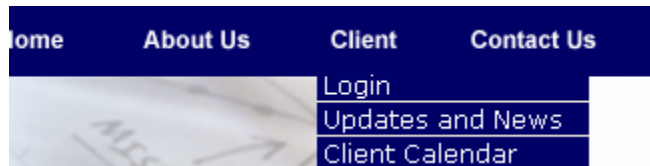


MEDTEL OUTCOMES

FTP Download Instructions.

1. Go to www.medteloutcomes.com, go to “Client” then click on “Login”.



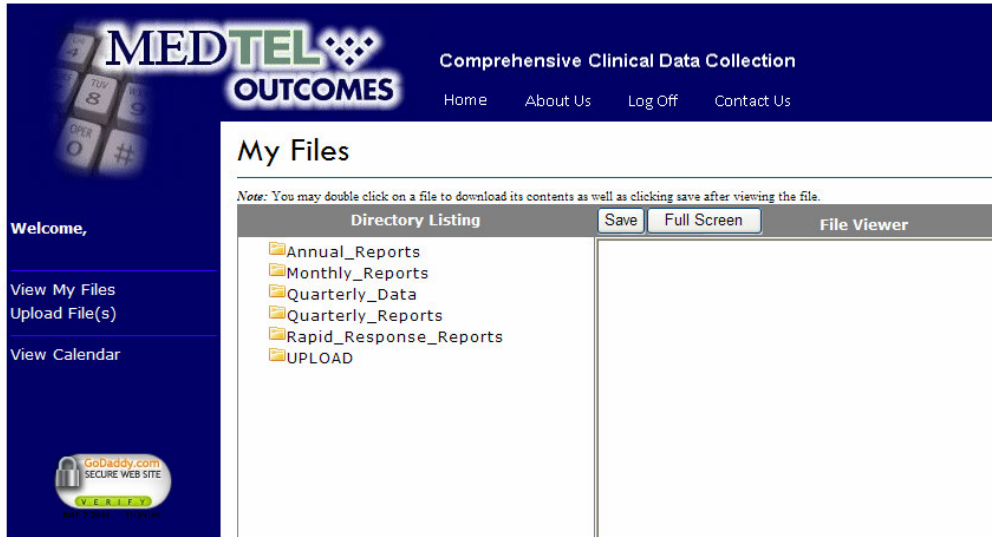
2. Click on “LOG IN” near the bottom of the page.

[LOG IN HERE](#)

3. Enter your username and password in the boxes to the left and click login. Please contact our office at 716-204-0339 if you do not have login information.

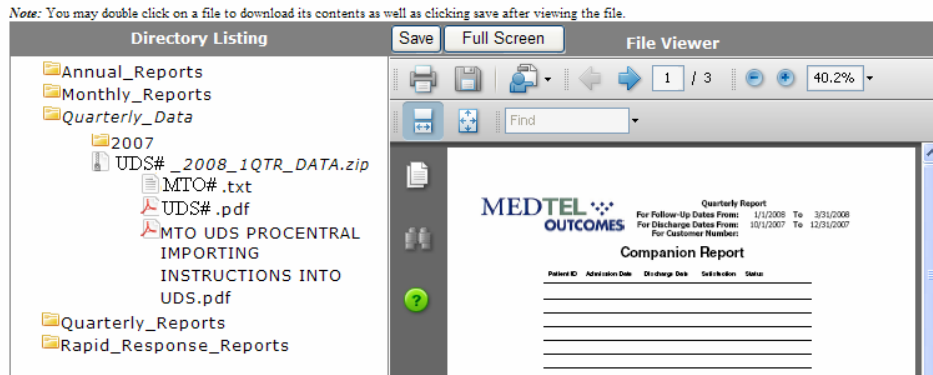


4. You will now see a list of folders in your Directory Listing. Each folder is named by its content (i.e. Quarterly Reports folder contains Quarterly Reports, Monthly Reports folder contains Extra Question and Monthly Summary Reports). Click once to view the contents of the folder.



5. You may open the 'zip' files by double-clicking and following prompts to either Save or Open the file. You may also use the File Viewer by clicking the 'zip' file once which will cause the individual files within the .zip file to display. You may then single click on the file name and the file will appear in the File Viewer. Once the file is open in the Viewer, you may click the Save button to save the report to your PC or network drive.

My Files



6. When your session is complete, you may exit by clicking Log Off.



7. If you have any questions, please contact us at 716-204-0339.